



*Clear as Crystal*

Divyesh Abrasive and Tools

CLEAROCK





## About Clearrock

Divy Clearrock Products ( Divyesh Abrasive and Tools ) was incorporated in 2001 with head office at Mumbai, India. We are one of the leading cleaning equipment brands with our network spread across all the metropolitan cities in the country. We started as an importer with a vision to bring in the latest technologies that are globally renowned in the emerging markets in India. But keeping in mind our Indian Markets, we ventured into manufacturing products that are ideal for Indian Cleaning Industry. Providing after sales service and professional mechanised cleaning equipments are the key focus domains. After having spread our network across the country, Clearrock is extensively focusing on Consultancy Services.

With increased realization of the size of the professional cleaning market and its potential wealth creation across industry verticals in India that is grossly underestimated, we are constantly thriving to bring in an innovative products suitable for India.



## **INTRODUCTION**

**RIDE ON SCRUBBER'S AND SWEEPER'S**

**04**

**AUTO SCRUBBER DRIER**

**13**

**SINGLE DISC**

**19**

**CARPET AND UPHOLSTERY CLEANERS**

**27**

**VACUUM CLEANERS**

**32**

**SWEEPER'S**

**42**

**HIGH PRESSURE WASHERS**

**45**

**TROLLEYS AND OTHER TOOLS**

**49**





# RIDE ON SCRUBBER'S AND SWEEPER'S





## CRBR 580 Ride on Scrubber

The "Big Daddy of Ride-On Scrubbers" boasts a powerful 580L tank capacity and dual brushes for maximum cleaning efficiency. Ideal for large spaces, it offers exceptional performance, ease of use, and reliability to tackle even the toughest floor maintenance jobs.



Head Lamp for clear View



Sturdy Wheel




Maximum Efficiency	9000 m2/hr
Forward Speed	0-15 km/hr
Cleaning Width	1350mm
Disc Brus Diameter	1040mm
Clean Water Tank Capacity	280L
Dirty Water Tank Capacity	300L
Battery	36V
Drive Motor	1200W

Total Power	3500W
Gross Weight	600 kgs

## CRBR 295 RIDE ON SCRUBBER

The CRBR 295 ride-on scrubber features a 295-liter total tank, offering easy operation, exceptional maneuverability, and efficient cleaning of large areas and tight spaces, making it ideal for both expansive floors and challenging environments.



Superior Quality Squeeze



Hazard Light



Maximum Work Productivity 5500m<sup>2</sup>/h

Forward Speed 0-15km/h

Cleaning Width 1150mm

Disk Brush Diameter 860mm

Clear Water Tank 145L

Sewage Tank Capacity 150L

Battery Capacity 24V

Drive Motor 800W

Total Motor Power 1550W

Net Weight 420kg



## CRBR 215 RIDE ON SCRUBBER

Our CRBR 215 consists of 2 brushes rotating in an anti clockwise direction along with the measured required pressure provides maximum cleaning efficiency without damaging the surface.



Sturdy Wheel



Superior Quality Squeeze

Scrubbing width	660mm
Effective Suction Width	1100 mm
Theoretical Area Coverage	4800 m <sup>2</sup> /hr
Working Speed Upto	6 Km/ h
Turning radius	1.8 m
Battery Rating	24v
Airflow Rate	33L/Sec
Vacuum Pressure	1650 mm of H <sub>2</sub> O
Power Supply	24 v
Total power	2400W
Brush Motor Power	2x 550 W

Vacuum Motor Power	550 W
Drive Motor Power	750 W
Diameter of brush	13" x 2Pcs
Brush speed	180 rpm
Brush load	43 kg
Extra Brush Load	47 Kg
Fresh water tank	100 ltr
Dirty Water Tank	115 ltr
Diamension	1750 x 1100 x 1410
Total weight ready to opearte	400 kg

## CRBR 165 RIDE ON SCRUBBER

This Ride On Scrubber CRBR 165 is the most power packed, compact and budget friendly in our range of Ride On Scrubbers. CRBR 165 has a low turning radius, so it is very convenient to use in places where there is less room.



Head Lamp for clear View



Superior Quality Squeeze


Maximum work productivity	3500m <sup>2</sup> /hr
Forward Speed	0-15km/hr
Cleaning Width	1030mm
Disk Brush Diameter	560mm
Battery Capacity	24V/100Ah
Solution Tank	80L
Recovery Tank	85L
Vacuum Motor	550W
Dimensions	1400*1030*1100

Operation Duration	3 - 4h
Net Weight Gross Weight	260/280kg
Brush Motor	500W
Driving Motor	600W



## CRRS 180 RIDE ON SWEEPER

The ride-on sweeper features a 180L hopper, battery-powered for zero emissions, and easy maneuverability. It includes a protective shed for outdoor use, offering efficient cleaning with eco-friendly performance and convenient storage.



Superior Gear System



Protective Shade



Width (Included Brush)	1400 mm
Continuous Work Time	5h
Productivity	10000m <sup>2</sup> /h
Clean Water Tank Capacity	70 L
Waste Hopper Capacity	180L
Filter Surface	5m <sup>2</sup>
Main Brush Length	700 x 305 mm
Side Brush's Diameter	500 mm
Work Speed	0-8 km/h

Driving Speed	0-8km/h
Gradient	< 25
Voltage	48 v
Working Power	500 + 200 + 600 W
Driving Power	1200 W
Size	1920 x 1170 x 1650 mm
Gross weight	530 kg
Net Weight	450 kg

## CRRS 150 RIDE ON SWEEPER

The CRRS 150 is a robust electric machine designed for sustainability. With a 150-liter hopper capacity, it stands as a unique solution dedicated to minimizing carbon footprint. Its innovative dual brush and dual water sprayer technology work harmoniously to optimize dust collection.



Dual Water Sprayer



Protective Shade



Maximum work productivity	8000m <sup>2</sup> /hr
Forward Speed	0-12km/h
Cleaning Width	1380mm
Main brush Width	600mm
Battery Capacity	48VOLTS/80Ah
Clear Water Tank	110L
Dustbin	150L
Voltage Rated Power	48V

Diamension	1650*1380*1350mm
Filtration	0.5Micron
Operation Duration	3 - 4h
Net Weight Gross Weight	490/520kg




## CRRS 90 RIDE ON SWEEPER

This ride on sweeper is one it's kind it has all necessary attachments in it also comes with a water sprayer with which dust collection makes easier perfect machine to cover medium sized factory.



Head Lamp for clear View



Single Water Sprayer

Maximum work productivity	6400m <sup>2</sup> /hr
Forward Speed	0-12km/h
Cleaning Width	1250mm
Main brush Width	500mm
Battery Voltage	48V
Clear Water Tank	10L

Dustbin	90L
Voltage Rated Power	48V/1680W
Diamension	1500*1250*1330mm
Operation Duration	3 - 4 h
Net Weight Gross Weight	360/380kg

## MOPING SCOOTER

Best machine for mopping large area in a quick time, this machine helps to keep the area clean with its big sized mops, it is a time saver machine, also the person who rides it has a comfortable seating to work for long hours



Dynamic Handle



Superior Quality Mop

Maximum speed	9 Km/hr
Total weight	52 Kg
Range	≥ 20 Km
Maximum load	560mm
Battery	12V x 3 pcs
Turning radius	1200mm
Tyre size	9 inches

Motor power	230W
Maximum climbing grade	15%
Body size	1550x900x1050mm





# **AUTO SCRUBBER DRIER**




## CRSD 1700E AUTO SCRUBBER DRIER

Our CRSD 1700E is an efficient auto scrubber drier which features a generous 50-liter clean water tank and a 55-liter sewage tank, offering powerful cleaning capacity. Despite its full-size tanks, it remains easy to maneuver for effortless operation.



Superior Quality Squeeze



Hard Brush, Pad Holder

Brush Motor type - Induction



Cleaning Width	510 mm
Suction Width	755 mm
Brush Diameter	510 mm
Brush RPM	160 rpm
Sucking Degree	140 m/bar
Scrubbing motor power	750 W
Suction motor power	700 W
Clean water tank capacity	50 ltr
Dirty water tank capacity	55 ltr
Cleaning Efficiency	1750 m /hr

Voltage	220 V
Cable length	18 mtr
Gross Weight	103 kgs



## CRSD 1600E AUTO SCRUBBER



Brush Cleaning Width	510 mm
Vacuum Squeeze Width	830 mm
Accessories	Brush Only
Brush Rotation Speed	210 rpm
Vacuum Suction	140 mbar
Floor Motor	1100 W
Suction Motor	1100 W
Clean Water Tank Capacity	50 ltr
Dirty Water Tank Capacity	55 ltr
Performance	2000 m 3hr
Voltage	220V, 50 HZ
Noise	65 dB
Net Weight	151 Kgs

## CRSD 1500E AUTO SCRUBBER

Brush Motor type - Induction



Brush Cleaning Width	510 mm
Vacuum Squeeze Width	755 mm
Brush and Pad Size	510 mm
Brush Motor Type	Induction
Brush Rotation Speed	210 rpm
Vacuum Suction	140 mbar
Floor Motor	750 W
Suction Motor	1100 W
Clean Water Tank Capacity	45 ltr
Dirty Water Tank Capacity	50 ltr
Performance	1950 m <sup>2</sup> /hr
Voltage	220V, 50 Hz
Noise	65 dB
Net Weight	78 kgs

## CRSD 1400E AUTO SCRUBBER

Brush Motor type - Induction



Voltage / Frequency	220V, 50 Hz
Sucker Width	770 mm
Diameter of Brush disc	455 mm
Brush Motor Type	Induction
Brush Motor Power	1100 W
Washing Brush Pressure	30 kgs
Power of Suction Motor	1100 W
Washing Brush Speed	170 rpm
Noise Level	65 dB
Cleaning Performance	1850 m <sup>2</sup> /hr
Length of Power Cable	18 mtr
Clear Water Tank Capacity	30 ltr
Dirty Water Tank Capacity	35 ltr
Net Weight	69 kgs

## CRSD 1200E AUTO SCRUBBER

Brush Motor type - Induction



Voltage / Frequency	220V, 50Hz
Sucker Width	770 mm
Diameter of Brush Disc	455 mm
Brush Motor Type	Induction
Brush Motor Power	1100 W
Washing Brush Pressure	30 kgs
Power of Suction Motor	1100 W
Washing Brush Speed	148 rpm
Length of Power Cable	18 mtr
Clear Water Tank Capacity	28 ltr
Dirty Water Tank Capacity	32 ltr
Performance	1660 m <sup>2</sup> /hr
Net Weight	69 kgs <sup>2</sup>



## CRSD 5.4 B AUTO SCRUBBER

This compact, portable auto scrubber dryer is designed for easy use, featuring a lithium battery for optimal efficiency and longer runtime. Its eco-friendly design minimizes carbon footprint, offering a sustainable solution for cleaning spaces.



Superior Quality  
Squeeze & Brush



Easily Maneuverable



Voltage	24V
Operation Type	Hand Push
Brush Speed	258 rpm
Battery capacity	12Ah
Working Time	90 mins
Charging Time	90 mins
Brush Diameter	230mm x 2
Work Efficiency	1200 m <sup>2</sup> /hr
Squeeze Width	600mm

Clean Water tank	7ltr
Dirt Water tank	10ltr

## CRSD 450B MINI AUTO SCRUBBER DRIER



Maximum work productivity	1350m <sup>2</sup> /h
Forward Speed	0-6km/h
Cleaning Width	350mm
Disk Brush Diameter	350mm
Clear Water Tank	7L
Sewage Tank Capacity	12L
Battery Capacity	24V/32Ah
Voltage/Rated Power	24V/400W
Dimensions	900*580*700mm
Operation Duration	1.5h
Net Weight/Gross Weight	55/70kg

## CRSD 1500B AUTO SCRUBBER DRIER



Brush Cleaning Width	510 mm
Vacuum Squeeze Width	755 mm
Brush and Pad Size	510 mm
Brush Rotation Speed	210 rpm
Vacuum Suction	140 mbar
Floor Motor	750 W
Suction Motor	700 W
Clean Water Tank Capacity	45 ltr
Dirty Water Tank Capacity	50 ltr
Performance	1950 m <sup>2</sup> /hr
Noise Level	65 dB
Voltage	24 V
No. Of Batteries	2
Net Weight	78 kgs
Gross Weight	103 kgs





# SINGLE DISC



## CRS 3000 ( 3 hp - 20 inch ) FLOOR RENEWING / POLISHING MACHINE

CRS 3000 is a ultimate machine for your Floor Polishing and Floor Renewing needs. It is designed in such a manner which makes it easily portable and easy to use.



Diamond Pads



Accessories



Base Plate Diameter	20" - 3 hp
Power	2250 W
Voltage	220 v
Speed	175 rpm
Main Cable Length	12 mtr
Weight	80 kgs
Accessories : Water Tank, Additional Weight, Pad Holder, Driving Disc	



## CRS 2500 ( 2.5 hp - 18 inch ) FLOOR RENEWING / POLISHING MACHINE



Base Plate Diameter	18" - 2.5 hp
Power	1850 W
Voltage	220 v
Speed	175 rpm
Main Cable Length	12 mtr
Weight	68 kgs
Accessories : Water Tank, Additional Weight, Pad HOLDER, Driving Disc	

## CRS 1500 ( 2hp ) MULTIFUNCTION SINGLE DISC



Power	1500 W
Voltage	220 v
Speed	165 rpm
Main Cable Length	12 mtr
Base Plate Diameter	17"
Weight	50 kgs
Accessories : Water Tank, Hard Brush, Pad Holder, Driving Disc	

## CRS 1100 MULTIFUNCTION SINGLE DISC

The CRS 1100 is a highly efficient and versatile machine designed for the maintenance and cleaning of all types of floors. It is also user-friendly and exceptionally portable, making it ideal for a wide range of applications.



Floor Pads



Accessories



Power	1100 W
Voltage	220 v
Speed	154 rpm
Main Cable Length	12 mtr
Base Plate Diameter	17"
Weight	48 kgs
Accessories :	
Water Tank / Hard Brush / Soft Brush / Pad Holder	



## CRS 1300 MULTIFUNCTION SINGLE DISC

CRS 1300 is an effective and multipurpose machine for maintenance and cleaning of all types of floors. It is also an easy to use machine and very portable.



Floor Pads



Accessories

Power	1100 W
Voltage	220 v
Speed	154 rpm
Main Cable Length	12 mtr
Base Plate Diameter	17"
Weight	48 kgs
Accessories :	
Water Tank / Hard Brush / Soft Brush / Pad Holder	



## CRS 1200 MULTIFUNCTION SINGLE DISC



Power	1100 W
Voltage	220 v
Speed	154 rpm
Main Cable Length	12 mtr
Base Plate Diameter	17"
Weight	48 kgs
Accessories :	
Water Tank / Hard Brush / Soft Brush / Pad Holder.	

## CRS 750 MULTIFUNCTION SINGLE DISC



Power	750 W
Voltage	220 v
Speed	190 rpm
Main Cable Length	12 mtr
Base Plate Diameter	13"
Weight	25 kgs
Accessories :	
Hard Brush & Pad Holder.	



## CR HB 1500 - 2hp HIGH SPEED BURNISHER



Power	1500 W
Voltage	220 v
Speed	1500 rpm
Main Cable Length	12 mtr
Base Plate Diameter	20"
Weight	50 kgs
Accessories : Pad Holder.	

## CRH - 001 POLISHING / CLEANING MACHINE



Rated Voltage	220 v
Frequency	50 Hz
Power	1050 W
Speed	600 - 3000 rpm
Rotorplate Diameter	7"

## FOAM MAKING MACHINE [COMBO] TANK + DRY FOAM -15 LTR



Power	50 W
Voltage	220 v
Capacity	15 ltr
Foaming Rate	0.05m3/min
Size	21 * 27 * 48 cm
Weight	8 kgs
Packing Dimensions	26 * 30 * 53.5 cms

## CAR FOAMER



Body	Stainless Steel
Max Pressure	0.5 - 2 bar
Capacity	70 ltr
Net Weight	18 kgs
Gross Weight	19 kgs
Packing Dimensions	45 * 39 * 80 cms





# **CARPET AND UPHOLSTERY CLEANERS**



## CRC-40 4 IN 1 CARPET AND SOFA CLEANER

CRC 40 - 4 in 1 Carpet & Sofa Cleaner is a multipurpose utility equipment which can handle the operations of Foam generation, Scrubbing, Vacuuming and Extraction of dirt all simultaneously.



Superior Foaming



Quick Vacuuming



Capacity	40 Ltr
Clean Water Capacity	10 Ltr
Power	1079 W
Voltage	240 V
Water Pump	34 W
Vacuum Motor	1000W
Air Flow Rate	53 L/s
Vacuum Suction	230 mbar
Cable Length	7 mtr
Grinding Head Motor	45 W
Brush Diameter	125 mm
Pressure	87 PSI
Net Weight	19.4 kgs



## CR - 3 IN 1 CARPET CLEANER



Voltage	220 v
Power	3290 W
Roller Brush Speed	1100 rpm
Roller Brush Width	400 mm
Cleaning Rate	400 m /hr
Water Sucking Motor	220 v
Water Sucker	460 mm
Water Spray Motor	220 v
Clean Water Tank Capacity	18 ltr
Dirty Water Tank Capacity	20 ltr
Cable Length	18 mtr
Net Weight	49 kgs
Box Dimensions	100 * 54.5 * 97.5

## CR 08A STEAM CLEANER



Power	2000 W
Frequency / Voltage	50 Hz / 220 v
Capacity	2.4 ltr
Pressure	4 bar
Heating Up Time	Quick ( 2 min )
Steam Adjustment	Available
Standby Heating Cut-off Time	30 min
Weight	8.4 kgs
Safety	1) 2 tank System 2) Can fill water continuously
Three Level Protectors	1) Safety Valve 2) Pressure Release Valve 3) Fuse
Freely PC Board Controller	Available

## CRC 40 S.S CARPET EXTRACTOR



S.S Tank Capacity	40 ltr
Solution Tank Capacity	15 ltr
Power	1034 W
Voltage	220 V
Cable Length	8 mtr
Power of Water Pump	34 W
Power of Vacuum Motor	1000 W
Height	885 mm
Tank Diameter	335 mm
Mode of Cooling	Circulating air
Air Flow Rate	53 l/s
Vacuum Suction	230 mbar
Hose Diameter	40 mm
Net Weight	17.5 kgs
Gross Weight	19 kgs
Hose Gross Weight	5.2 kgs

## CRC 20 S.S CARPET EXTRACTOR



S.S Tank Capacity	20 ltr
Solution Tank Capacity	15 ltr
Power	1034 W
Voltage	220 V
Cable Length	8 mtr
Power of Water Pump	34 W
Power of Vacuum Motor	1000 W
Height	885 mm
Tank Diameter	335 mm
Mode of Cooling	Circulating air
Air Flow Rate	53 l/s
Vacuum Suction	230 mbar
Hose Diameter	40 mm
Net Weight	15.5 kgs
Gross Weight	17.3 kgs
Hose Gross Weight	5.2 kgs



## CR AIR - 3 SPEED AIR BLOWER



Power	900 W
Speed	220 rpm
Rotation Speed	Low / Med / High
Air Flow Rate	160/130/110 m <sup>3</sup> /hr
Length of the Cable	7 mtr
Net Weight	12 kgs

## CR HT HOT AIR BLOWER



Temperature	60° c
Power	900 W
Speed	90/100/140 m <sup>3</sup> /hr
Rotation Speed	Low / Med / High
Air Flow Rate	160/130/110 m <sup>3</sup> /hr
Length of the Cable	7 mtr
Net Weight	13 kgs

## MAGNATIC WINDOW CLEANING



Size	150x150x75 mm
Magnetic Power Range	1-6
Safety Cable	Available



# VACUUM CLEANERS





CRV 15 A WET AND DRY VACUUM CLEANER (S.S) | CRV 30 A WET AND DRY VACUUM CLEANER (S.S) | CRV 60-2 A WET AND DRY VACUUM CLEANER (S.S) | CRV 80-3 A WET AND DRY VACUUM CLEANER (S.S)



CRV 15 A

CRV 30 A

CRV 60-2 A

CRV 80-3 A

Description	Values	Values	Values	Values
Function	Wet and Dry	Wet and Dry	Wet and Dry	Wet and Dry
Capacity	15 ltr	30 ltr	60 ltr	80 ltr
Power	1000 W	1000 W	2000 W	3000 W
Voltage	220 v	220 v	220 v	220 v
Height	55 cm	76 cms	97 cm	107 cm
Tank Diameter	345 mm	345 mm	440 mm	440 mm
Mode of Cooling	Circulating Air	Circulating Air	Circulating Air	Circulating Air
Air Flow Rate	48 l/s	53 l/s	106 l/s	106 l/s
Vacuum Suction	210 mbar	230 mbar	250 mbar	250 mbar
Length of the Cable	7 mtr	7 mtr	8 mtr	8 mtr
Hose Diameter	36 mm	40 mm	40 mm	40 mm
Packing Dimensions	43 * 43 * 61 mm	43 * 43 * 81 mm	63.5 * 56 * 99 cm	63.5 * 56 * 99 cm

15 ltr  
Accessories

30 / 60 / 80 ltr  
Accessories


CRV 15 WET AND DRY  
VACUUM CLEANER (S.S)

CRV 30 WET AND DRY  
VACUUM CLEANER (S.S)

CRV 60 WET AND DRY  
VACUUM CLEANER (S.S)

CRV 80 WET AND DRY  
VACUUM CLEANER (S.S)



CRV 15

CRV 30

CRV 60

CRV 80

Description	Values	Values	Values	Values
Function	Wet and Dry	Wet and Dry	Wet and Dry	Wet and Dry
Capacity	15 ltr	30 ltr	60 ltr	80 ltr
Power	1000 W	1000 W	2000 W	3000 W
Voltage	220 v	220 v	220 v	220 v
Height	55 cm	76 cms	97 cm	107 cm
Tank Diameter	345 mm	345 mm	440 mm	440 mm
Mode of Cooling	Circulating Air	Circulating Air	Circulating Air	Circulating Air
Air Flow Rate	48 l/s	53 l/s	106 l/s	106 l/s
Vacuum Suction	210 mbar	230 mbar	250 mbar	250 mbar
Length of the Cable	7 mtr	7 mtr	8 mtr	8 mtr
Hose Diameter	36 mm	40 mm	40 mm	40 mm
Packing Dimensions	43 * 43 * 61 mm	43 * 43 * 81 mm	63.5 * 56 * 99 cm	63.5 * 56 * 99 cm

15 ltr  
Accessories

30 / 60 / 80 ltr  
Accessories





CRV 15-C WET AND DRY  
VACUUM CLEANER (S.S)

CRV 30-C WET AND DRY  
VACUUM CLEANER (S.S)

CRV 60-C WET AND DRY  
VACUUM CLEANER (S.S)

CRV 80-C WET AND DRY  
VACUUM CLEANER (S.S)



CRV 15-C

CRV 30-C

CRV 60-C

CRV 80-C

Description	Values	Values	Values	Values
Function	Wet and Dry	Wet and Dry	Wet and Dry	Wet and Dry
Capacity	15 ltr	30 ltr	60 ltr	80 ltr
Power	1000 W	1000 W	2000 W	3000 W
Voltage	220 v	220 v	220 v	220 v
Height	55 cm	76 cms	97 cm	107 cm
Tank Diameter	345 mm	345 mm	440 mm	440 mm
Mode of Cooling	Circulating Air	Circulating Air	Circulating Air	Circulating Air
Air Flow Rate	48 l/s	53 l/s	106 l/s	106 l/s
Vacuum Suction	210 mbar	230 mbar	250 mbar	250 mbar
Length of the Cable	7 mtr	7 mtr	8 mtr	8 mtr
Hose Diameter	36 mm	40 mm	40 mm	40 mm
Packing Dimensions	43 * 43 * 61 mm	43 * 43 * 81 mm	63.5 * 56 * 99 cm	63.5 * 56 * 99 cm

15 ltr  
Accessories

30 / 60 / 80 ltr  
Accessories



CRV 15-B WET AND DRY  
VACUUM CLEANER (S.S)

CRV 30-B WET AND DRY  
VACUUM CLEANER (S.S)

CRV 60-B WET AND DRY  
VACUUM CLEANER (S.S)

CRV 80-B WET AND DRY  
VACUUM CLEANER (S.S)



CRV 15-B

CRV 30-B

CRV 60-B

CRV 80-B

Description	Values	Values	Values	Values
Function	Wet and Dry	Wet and Dry	Wet and Dry	Wet and Dry
Capacity	15 ltr	30 ltr	60 ltr	80 ltr
Power	1000 W	1000 W	2000 W	3000 W
Voltage	220 v	220 v	220 v	220 v
Height	55 cm	76 cms	97 cm	107 cm
Tank Diameter	345 mm	345 mm	440 mm	440 mm
Mode of Cooling	Circulating Air	Circulating Air	Circulating Air	Circulating Air
Air Flow Rate	48 l/s	53 l/s	106 l/s	106 l/s
Vacuum Suction	210 mbar	230 mbar	250 mbar	250 mbar
Length of the Cable	7 mtr	7 mtr	8 mtr	8 mtr
Hose Diameter	36 mm	40 mm	40 mm	40 mm
Packing Dimensions	43 * 43 * 61 mm	43 * 43 * 81 mm	63.5 * 56 * 99 cm	63.5 * 56 * 99 cm

15 ltr  
Accessories

30 / 60 / 80 ltr  
Accessories





## CRV - 80 WALK BEHIND WET VACUUM CLEANER



Capacity	80 Ltr
Power	2000 W
Voltage	220-240V
Air Flow Rate	106Ltr/sec
Vacuum Suction	250 mbar
Length of cable	8 mtr
Hose Dia	40 mm
Function	Wet & Dry
Height	100 cm
Tank Dia	440 mm

## CRV - 60 WALK BEHIND DRY VACUUM CLEANER



Capacity	60 Ltr
Power	2000 W
Voltage	220-240V
Air Flow Rate	106Ltr/sec
Vacuum Suction	250 mbar
Length of cable	8 mtr
Hose Dia	40 mm
Function	Wet & Dry
Height	100 cm
Tank Dia	440 mm

## CRV 15 - P WET AND DRY VACUUM CLEANER ( PLASTIC )



Function	Wet and Dry
Capacity	15 ltr
Power	1000 W
Voltage	220 v
Height	55 cm
Tank Diameter	345 mm
Mode of Cooling	Circulating Air
Air Flow Rate	48 l/s
Vacuum Suction	210 mbar
Length of the Cable	7 mtr
Hose Diameter	36 mm
Packing Dimensions	43 * 43 * 61 cm

## CRV 30 - P WET AND DRY VACUUM CLEANER ( PLASTIC )



Function	Wet and Dry
Capacity	30 ltr
Power	1000 W
Voltage	220 v
Height	76 cms
Tank Diameter	345 mm
Mode of Cooling	Circulating Air
Air Flow Rate	53 l/s
Vacuum Suction	230 mbar
Length of the Cable	7 mtr
Hose Diameter	40 mm
Packing Dimensions	43 * 43 * 81 mm



## CRV 10 LOW NOISE DRY VACUUM CLEANER



Function	Dry
Capacity	10 ltr
Power	1100 W
Voltage	220 v
Height	32 cms
Tank Diameter	345 mm
Mode of Cooling	Circulating Air
Air Flow Rate	48 l/s
Vacuum Suction	210 mbar
Length of the Cable	7 mtr
Hose Diameter	36 mm
Packing Dimensions	38 * 38 * 55 mm

## CR-UR 5L UPRIGHT VACUUM CLEANER




Funtion	Dry
Air Flow	48 L/s
Dust Volume	5.5 L
Rolling Brush Motor Power	200 W
Rolling Speed	2000 W
Noise	80dB
Vacuum Suction	190mbar
Voltage	220VAC / 50Hz
Suction Motor Power	1200w
Packing Size	847 x 335 215mm

## LONG HANDLE VACUUM CLEANER

The compact scrubber dryer with lithium battery is easy to use and ideal for small areas like homes and offices. It offers both wet and dry cleaning functions, ensuring efficient, hassle-free floor maintenance in tight spaces.



Ergonomic Handle Design



Wireless Docking Station

Charging Time	90 mins
Usage Time	30 mins
Power Rating	165W
Suction Motor	150W
Roll Motor	15W
Pump Rate	500ml/min

Battery	2500 mAh
Charger	600 mA
Air Filter Type	HEPA
Brush Speed	2500 rpm



## ESCALATOR CLEANING MACHINE



Voltage	220 - 240V
Power	1180 W
Operating Width	450 mm
Roller Brush Motor	180 W
Roller Brush Speed	230 rpm
Hopper Capacity	20 ltr
Cable Length	12 mtr
Weight	38 kgs

## CRB 1100 BACKPACK VACCUUM CLEANER With Heppa Filter



Function	Dry with Heppa Filter
Capacity	5 ltr
Power	1100 W
Voltage	110 v / 220 v
Noise	62 Db
Air Flow Rate	48 l/s
Vacuum Suction	190 mbar
Length of the Cable	18 mtr
Hose Diameter	36 mm






**SWEEPER**



## CRRS 30B WALK BEHIND SWEEPER

CRRS 22 Battery operated sweeper is an easy to use, portable and effective machinery for your outdoor as well as indoor sweeping of fine dust particles.



Dual Spary Technology



Double Brushes



Main Brush Diameter	400 mm
Side Brush Diameter	400 mm
Sweeping Width	1000 mm
Cleaning Efficiency	4000 m <sup>2</sup> /hr
Power	270 W
Dust Filter Area	1.5 m <sup>2</sup>
Trash Can Volume	30 ltr
Battery	12V 80Ah
Battery Life	3 - 4 hr

Cleaning Width	1000 mm
Net Weight	90 Kgs
Gross Weight	116 kgs

## MANUAL SWEEPER - K WITH HEPPA FILTER

Our walk-behind manual sweeper features a high-efficiency HEPA filter, capturing fine dust and allergens. Compact and easy to use, it provides thorough cleaning for indoor / outdoor spaces with minimal effort and maximum filtration.



HEPPA Filter



Double Brushes

Hopper Capacity	40 ltr
Cleaning Capacity ( Area Covered )	3050 m <sup>2</sup> /hr
Sweeping Width with Main Brush	700 mm
Sweeping Width with Side Brush	920 mm
Height with Handle	900 mm

Weight	24 kgs
Dimensions in Inches with Packing	32" * 30" * 18"
Colour	Grey and Black





**HIGH PRESSURE  
WASHERS**



## CRHP 150 BAR S.S BODY

CRHP 150Bar Stainless Steel body jet pressure washer is a high performance cleaning machine for the toughest stains. This can be used for cleaning your cars to your industries.



GUN & LANCE



HOSE PIPE SET



Max Working Pressure	150 bar
Flow	10 ltr/min
Rotation	2880 rpm
Pump	Brass

Phase	Single
Weight	65 kgs
Hose Pipe Length	8 mtr
Max. Temperature	60 c



## CRHP 100 BAR JET PRESSURE WASHER



Working Pressure	100 bar
Max Pressure	100 bar
Flow	6 ltr/min
Power	3000 W
Motor	Induction
Pump	Standard
Voltage	220 v
Weight	15 kgs
Hose Pipe Length	8 mtr
Cable Length	6 mtr

## CRHP 150 Bar JET PRESSURE WASHER - ECO RANGE



Working Pressure	150 bar
Max Pressure	180 bar
Flow	7.5 ltr/min
Power	3000 W
Motor	Induction
Pump	Brass
Voltage	220 v
Weight	25 kgs
Hose Pipe Length	8 mtr
Cable Length	6 mtr
Box Dimensions	84 * 36 * 38.5 cm

## CRHP 160 BAR



Power	2.2 kW
Voltage	220 V
Pressure	120 - 160 bar
Max Flow	10 pm
Motor RPM	2880 rpm
Motor Winding	Copper
Pump	DBC-1506C6
No. of Wheels on frame	2
No. of Quick Connect Nozzle	5 nozzle
Hose Length	10 mtr
Tigger gun	20*S.S



36 V Ametek Motor  
3 Stage



24 V Ametek Motor  
2 Stage



220 v Ametek Motor



220 v Vacuum Motor  
2 Stage ( CRSD 1400 E)



220 v Itek Motor  
1 Stage ( CRSD 550E)



220 v Vacuum Motor  
2 stage ( CRSD 1500E)



220 v Itek Motor



220 v Ametek Motor  
( White Cap )



220V Ametek Motor  
( 1 stage - K )



220 v Ametek  
Dry Motor



Foam Lance



Under Lance





# TROLLEYS AND OTHER TOOLS





Janitorial trolleys, linen carts, and maid trolleys are essential tools for efficient cleaning and housekeeping in hotels, hospitals, and other facilities. Designed for convenience, they help staff transport cleaning supplies, linens, and amenities easily, enhancing productivity, maintaining cleanliness, and ensuring a more organized and efficient workflow in high-traffic environments.

**Multipurpose Cart with Wringer (Green)**



**Multipurpose Cart with Flat Buckets (Green)**





**CART  
JANITOR CART**



**MULTIPURPOSE CART  
WITH WRINGER ECO**



**MULTIPURPOSE CART  
WITH WRINGER PREMIUM**



**MULTIPURPOSE SERVICE  
CART WITH WRINGER - T**



**DELUXE MULTIPURPOSE  
CART WITH WRINGER - RM**



**MULTIPURPOSE CART  
WITH FLAT MOP BUCKETS**



**GUEST ROOM SERVICE  
CART (METAL DOOR)**



**GUEST ROOM SERVICE  
CART (PLASTIC DOOR)**



**RESTAURANT CART**



**3 LAYER CART**



**X SHAPE CART ( PLASTIC )**



**X SHAPE CART ( METAL )**





**RECTANGLE CART**



**MATERIAL HANDLING CART**



**Deluxe 3 BUCKET  
WRINGER TROLLEY**



**60LTR 3 BUCKET  
WRINGER TROLLEY**



**38LTR IMPORTED  
TROLLEY**



**40LTR 2 BUCKET  
WRINGER TROLLEY**





Hotel essentials like bellman trolleys, baby chairs, queue managers, and janitorial carts play a key role in delivering smooth operations and exceptional guest experiences. These items ensure organized service, ease guest movement, and uphold cleanliness and hygiene standards. By streamlining both guest convenience and staff efficiency, they enhance the overall functionality and appeal of the hotel environment.

**Railing Stand with Rope****Que Manager**



**Bellman Trolley**



**Baby Chair**



**Compact Guest Room Cart**



**American Style Name Board**



**Stable Safety Sign**



**Scissor Mop**





Bins come in various sizes to suit different needs, from compact waste bins for offices to large industrial bins. Made with high-quality, durable materials, these bins are designed to endure heavy usage. Their ergonomic, user-friendly design ensures ease of handling, making them ideal for waste management across multiple environments.

### 3 Classification Bin



### Femina Bin





**80/120 Itr Round Bins****120/240 Itr Bins****660 / 1100 Itr Bins**



Microfiber cloths have transformed the cleaning industry by offering superior dust and dirt capture, reducing the need for harsh chemicals. This advancement, along with innovative mopping tools and specialized trolleys, has streamlined cleaning processes, making them more efficient and hygienic. These modern solutions are replacing traditional methods, enhancing cleanliness standards in industries like hospitality and healthcare while being environmentally friendly.

**Microfibre Cloth  
( 260 / 310 gsm )**

**Microfibre Cloth ( 380 gsm )**






**18" / 22" ALUMINIUM  
FRAME**




**18" / 22" VELCRO  
REFILL**



**18" / 24" PLASTIC  
FRAME**



**18" / 24" HARD  
MICROFIBER REFILL**



**MICROFIBER  
KENTUCKY REFILL (Gray)**



**MICROFIBER  
KENTUCKY REFILL**





Polishing and maintenance of natural stone surfaces bring out their natural beauty, adding elegance and warmth to any home. Clean, gleaming stone enhances the overall aesthetic, creating a welcoming, positive atmosphere. Caring for these surfaces not only preserves their durability but also reflects a sense of pride, inviting positive energy and tranquility into your living space

**Marble Polishing Powder**



**Floor pads**







CADDY PREMIUM



Flat Mop Refill Bucket



COMBI



REPLACEMENT RUBBER



GLASS CLEANING KIT



MINI SCRAPER



PLASTIC FLOOR SCRAPER



S.S SQUEEZE



WASHER



DOODLE HAND



DOODLE FLOOR



DOODLE PADS



COWEB BRUSH



WAIST TUBE BRUSH



18" / 24" HARD BRUSH  
WITH HANDLE



24" PREMIUM  
BRUSH WITH HANDLE



3.4MTR SOLAR & CAR BRUSH  
WITH WATER CONNECTOR



PICKUP TOOL  
100cm



MOP CLIPS



ALUMINIUM HANDLE



3/5 HOOK ALUMINIUM  
TOOL HOLDER



TELESCOPIC POLES



350/450 GM LOOPED  
WET MOP REFILL



Colour LOOPED 450 GM  
WET MOP REFILL





3M 2 in 1



Scotch Brite 3\*4 / 4\*6



3M Sponge wipe



3M Heavy duty pad



Caution boards



Dry mop frame



Dry mop refill



Lobby dust pan



Caddy



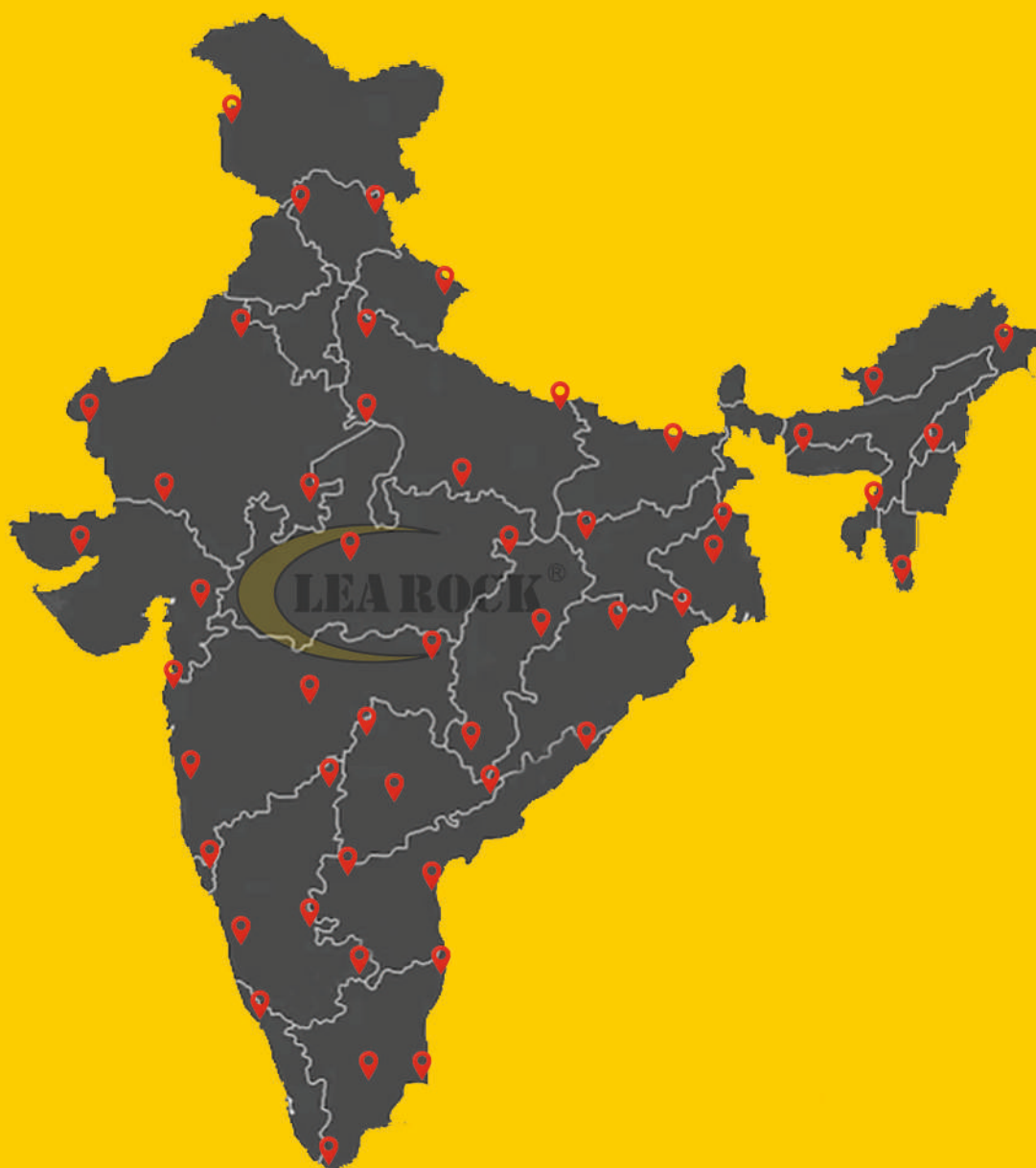
Urinal screen



7" Round Pad



White dual wiper



**SCAN ME**

**Regd Office :**  
D-3, Plot No. 19, Mulund Sai Darshan,  
Mhada Colony, Near Eastern Express Highway,  
Mulund (East), Mumbai - 400 081.

**Ph. No. : 022 2563 6872 / 77150 31561**

**Warehouse :**  
Bldg No. Q-3, Shree Rajlaxmi Hitech Textile Park,  
Sonale Village, near Gram Panchayat,  
Bhiwandi - 421302.

**Email : divyclearockproducts@gmail.com**